

WASHBASIN, VANITY WASHBASIN, WASHBASINS, VANITY WASHBASINS SUBWAY 2.0

PRODUCT INFORMATION

1 . POSITION



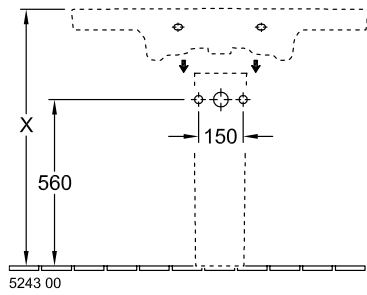
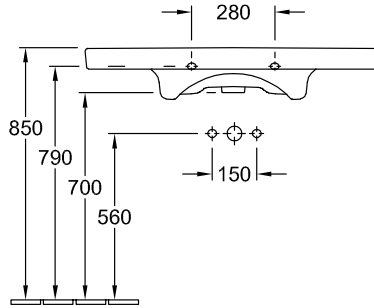
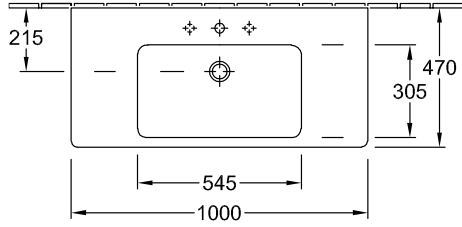
Model	7175A1
Width	1000 mm
Depth	470 mm
Weight	26,6 kg
Description	Sanitary porcelain wall fixation EN 31, EN 14688
Tap fitting / Tap hole remark	suitable for 3-hole tap fittings, central tap hole punched out
Overflow remark	without overflow, Please note: unclosable outlet valve must be used with models without overflow
Material	Sanitary porcelain
Specification texts	Subway 2.0; Vanity washbasin; Sanitary porcelain; Size: 1000 x 470 mm; Rectangle; suitable for 3-hole tap fittings, central tap hole punched out; without overflow; Please note: unclosable outlet valve must be used with models without overflow; wall fixation; EN 31, EN 14688

COLOURS

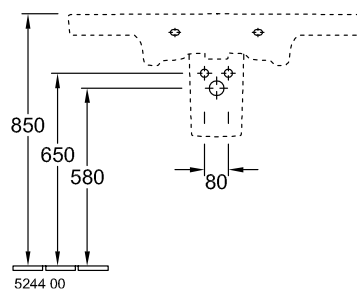
White Alpin	7175A101	4047289986843
White Alpin CeramicPlus	7175A1R1	4047289986850
Star White CeramicPlus	7175A1R2	4047289986867
Pergamon CeramicPlus	7175A1R3	4047289986874

TECHNICAL DRAWINGS

7175A1



5243 00



5244 00